

YOUNG MASTERS IS A GRANT PROGRAM OF THE TEXAS COMMISSION ON THE ARTS & THE TEXAS CULTURAL TRUST TO IDENTIFY AND ADVANCE RISING YOUNG STARS IN THE ARTS FROM TEXAS



2016 YOUNG MASTERS EVENT: JAY APPAJI (YM 2014) PERFORMING WITH CHARLES YANG (YM 2004)

STRATEGIC PLAN

FISCAL YEARS 2017-2021

Texas Commission on the Arts

Investing in a Creative Texas

AGENCY STRATEGIC PLAN

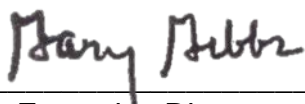
FISCAL YEARS 2017 to 2021

BY

TEXAS COMMISSION ON THE ARTS

Board Member	Dates of Term	Hometown
Patty A. Bryant, Chair	09/12/11 – 08/31/17	Amarillo
Dale W. Brock, Vice-Chair	03/16/10 – 08/31/17	Fort Worth
Rita E. Baca, Secretary	09/12/11 – 08/31/17	El Paso
David C. Garza, Treasurer	09/12/11 – 08/31/17	Brownsville
S. Shawn Stephens, Parliamentarian	12/28/09 – 08/31/15	Houston
Alphonse A. Dotson	11/02/07 – 08/31/15	Voca
Mila Gibson	09/12/11 – 08/31/15	Sweetwater
Linda Lowes Hatchel	12/28/09 - 08/31/15	Woodway
Liza B. Lewis	12/28/09 - 08/31/15	San Antonio
Ronald "Ronnie" Sanders	09/12/11 – 08/31/17	San Antonio

June 24, 2016

Signed: 
Gary Gibbs, Executive Director

Approved: 
Patty A. Bryant, Commission Chair

Table of Contents

Part I. Strategic Plan

Agency Mission _____	1
Agency Goals and Action Plans:	
Goal 1: Building the Economy and Creative Industries _____	2
Goal 2: Enhancing Education through Arts and Culture _____	5
Goal 3: Growing Cultural Tourism Opportunities _____	7
Goal 4: Advancing Leadership in Arts and Culture in the State and Nation _____	9
Redundancies and Impediments _____	12

Part II. Supplemental Schedules

Schedule A: 2016-2017 Budget Structure _____	13
Schedule B: Performance Measure Definitions _____	15
Schedule C: Historically Underutilized Business Plan _____	25
Schedule D: Statewide Capital Planning _____	26
Schedule E: Health and Human Services Strategic Planning _____	27
Schedule F: Agency Workforce Plan _____	28
Schedule G: Report on Customer Service _____	35
Schedule H: Assessment of Advisory Committees _____	46

Agency Mission

The mission of the Texas Commission on the Arts is to advance our state economically and culturally by investing in a creative Texas. TCA supports a diverse and innovative arts community in Texas, throughout the nation and internationally by providing resources to enhance economic development, arts education, cultural tourism and artist sustainability initiatives. TCA was created by the Texas Legislature in 1965, and operates under the statutory authority of V.T.C.A., Government Code Chapter 444.

Core Values

The Commission is guided by the following core values:

- ***Accountability*** for public investment
- ***Efficiency*** in the delivery of core functions and services
- ***Effective and accessible programs*** available to the diverse population and geography of Texas
- ***Excellent customer service*** for all constituents
- ***Transparency*** in all agency operations

Goals:

1. Building the economy and creative industries
2. Enhancing education through arts and culture
3. Growing cultural tourism opportunities
4. Advancing leadership in arts and culture in the state and nation

Goal 1: Building the Economy and Creative Industries

TCA will award grants in approximately 150 cities annually for production, performance, exhibition, touring and administration. The grants will be given to not-for-profit organizations and individual artists throughout the state to develop a receptive climate for the arts.

- 1.1 **Arts Create** provides operational support grants to approximately 375 established arts organizations annually with the intention of advancing the creative economy of Texas by investing in the non-profit arts industry of the state.
- 1.2 **Arts Create Subgranting** provides grants for approximately 15 local arts agencies annually to re-grant dollars in their own communities through a local decision making process to further advance the creative economy of Texas.
- 1.3 **Arts Respond** provides project support grants to approximately 475 arts organizations annually with the intention of advancing the creative economy of Texas by investing in the not-for-profit arts industry of the state. These projects must address one of the priority issues that include:
 - 1.3A **Economic Development** projects focus on job growth or cultural tourism that will provide funding for approximately 175 organizations annually.
 - 1.3B **Health and Human Services** projects focus on health-related topics, serve specific populations, or occur in a health care or human service setting will serve approximately 75,000 individuals annually.
 - 1.3C **Public Safety and Criminal Justice** projects focus on at-risk youth or incarcerated populations and will serve approximately 100,000 individuals annually.
 - 1.3D **Natural Resources and Agriculture** projects occur in rural counties (populations of 50,000 or fewer) or that focus on natural resources will provide funding for approximately 30 organizations annually.
- 1.4 **Arts Respond Performance Support** grants provide professional artist fees annually to approximately 200 libraries and not-for-profit organizations for hiring artists from TCA's Texas Touring Roster to do a performance.
- 1.5 **Designated Funding/Commission Initiatives** provides approximately 20 grants annually to organizations from designated dollars received from an external funder for specified purposes or dollars designated by the Commission for agency initiatives.
- 1.6 Through all of its grant programs, the **TCA consistently reaches underserved populations**. These underserved populations include individuals and organizations of color, seniors, at-risk youth, those in geographically isolated areas, and the economically disadvantaged. Examples of how these populations are served include:

- 1.6A Grants to rural Texas**, where TCA utilizes approximately 6% of agency grant funds to make awards for activities in counties with populations of fewer than 50,000. Additionally, the **Rural Initiative** has a focus on libraries, schools and non-for-profit organizations where artists selected from the Texas Touring Roster are paid a fee to provide services in rural areas. The libraries, schools and not-for-profit organizations receive these programs at no charge. Staff follows up and reviews TCA grant opportunities with rural entities.
- 1.6B** TCA tracks the number of **applications received and funded from ethnically specific minority arts organizations** with a goal of providing approximately 12% of agency grant dollars to these organizations.
- 1.7 Touring Roster Inclusion** ensures that every Texas community has access to high quality arts programming at an affordable price by maintaining the adjudicated Texas Touring Roster of 100 – 200 Texas-based touring companies and artists.
- 1.8** The **Texas State Artists** nomination process is managed by TCA, and includes a call for nominations, review of the nominees and development of a list of finalists for Texas Poet Laureate, State Musician, State Visual Artist in 2D, and State Visual Artist in 3D for the State Artist Committee for the final selections.
- 1.9 All grant applications are evaluated** utilizing peer panel review by experts who base their evaluation on three criteria areas: artistic quality, capability and impact. An average of 160 evaluators donate their time and expertise annually to the agency.
- 1.10 TCA monitors approximately 10%** of the organizations that receive grants for compliance with program guidelines.

In support of statewide objectives:

- The agency strives for operational transparency and efficiency in all grant making activity.
- TCA works diligently to meet all legal requirements in an effective and efficient manner.
- The use of technology allows the agency to connect with a large audience in a low-cost, yet highly effective manner.
- The agency has structured its grants guidelines and categories to ensure maximum accountability of the state's investment.
- Providing customized guidelines, online technical assistance, grant-writing tips, and electronic grant submission has resulted in significant cost savings to the agency and a higher quality of customer service to constituents.
- The agency receives, processes, pays, evaluates, and monitors approximately 3,000 grants each fiscal year.

- In an effort to be more transparent, TCA provides an online search tool for viewing grants issued by the agency, so the public can search grants by organization, city, or Texas region and read a description of the funded activity.

Goal 2: Enhancing Education through Arts and Culture

TCA grants for arts education constitute approximately 25% of the agency grant budget and the funded programs will serve an estimated one million individuals across the state annually. Grants are awarded to schools and not-for-profit organizations throughout the state for K-12 arts education programs. All TCA grants for arts education are tied to the Texas Education Agency TEKS curriculum standards.

- 2.1 Arts Create for Educational Organizations** provides annual operational support grants to approximately 20 established arts organizations that have a primary focus on arts education and advance the creative economy of Texas by investing in the not-for-profit arts industry of the state.
- 2.2 Arts Respond Education Projects** provide grants to support arts education activity to approximately 450 arts organizations annually with the intention of using art to promote innovations in K-12 education. These projects impact students in a school setting or during the school day.
- 2.3 Arts Respond Performance Support** grants provide professional artist fees annually to approximately 325 schools, libraries, and parent/teacher organizations for hiring artists from the Texas Touring Roster to do performances in educational settings.
- 2.4 Designated Funding/Commission Initiatives** provides approximately 30 grants annually for arts education programs to organizations with designated dollars received from an external funder or dollars designated by the Commission for agency arts education initiatives.
- 2.5 All arts education grant applications are evaluated** utilizing the peer panel review described in point 1.8.
- 2.6 TCA monitors approximately 10%** of the organizations that receive grants for compliance with program guidelines.
- 2.7 Young Masters** grants are awarded to 15 individual students annually to assist talented young artists in grades 8 through 11 to further their studies in their chosen discipline area.
- 2.8 Poetry Out Loud** is a state recitation competition facilitated by TCA that is part of a national program funded by the National Endowment for the Arts and the Poetry Foundation. TCA produces the statewide Poetry Out Loud competition of winners from Texas high schools. The state winner then competes in the national competition. The program provides scholarships to winning students and cash to purchase poetry books to winners' school libraries.

In support of statewide objectives:

- The agency strives for operational transparency and efficiency in all grant making activity.
- TCA works diligently to meet all legal requirements in an effective and efficient manner.
- The use of technology allows the agency to connect with a large audience in a low-cost, yet highly effective manner.
- The agency has structured its grants guidelines and categories to ensure maximum accountability of the state's investment.
- Providing customized guidelines, online technical assistance, grant-writing tips, and electronic grant submission has resulted in significant cost savings to the agency and a higher quality of customer service to constituents.
- In an effort to be more transparent, TCA provides an online search tool for viewing grants issued by the agency, so the public can search grants by organization, city, or Texas region and read a description of the funded activity.

Goal 3: Growing Cultural Tourism Opportunities

TCA will provide cultural tourism grants to approximately 110 organizations to promote arts and cultural events in Texas that attract visitors. Cultural tourism grants are intended for activities aimed at attracting visitors, generating revenue, and building audiences for Texas-based arts organizations and events.

- 3.1 Arts Respond Cultural District Projects** provide grant funding to approximately 20 organizations annually for activities in Designated Cultural Districts that use the arts to diversify local economies, generate revenue, and attract visitors and investment. This program is designed for projects that focus on significant cultural tourism projects including high-quality arts programming, enhancements to cultural districts, improved signage and wayfinding, promotion for districts, and operational support for the managers of these Cultural Districts.
- 3.2 Designated Funding/Commission Initiatives** provides approximately 20 tourism-related grants annually to organizations with designated dollars received from an external funder or dollars designated by the Commission for agency cultural tourism initiatives.
- 3.3 Arts Respond Performance Support** grants provides professional artist fees annually to approximately 200 arts organizations for hiring artists from TCA's Texas Touring Roster to do performances at events that will attract visitors to Texas communities.
- 3.4 All grant applications are evaluated** utilizing the peer panel review described in point 1.8.
- 3.5 TCA monitors approximately 10%** of the organizations that receive grants for compliance with program guidelines.
- 3.6 Cultural District Designation** is authorized by H.B. 2208 of the 79th Legislature for TCA to designate special zones in cities and Texas communities that harness the power of cultural resources to stimulate economic development and community revitalization. Twenty-eight Cultural Districts have been designated in Texas. Applications for new Cultural Districts are accepted annually and new Cultural Districts are regularly designated.
- 3.7 TCA works under a Memorandum of Understanding** with the Office of the Governor, Economic Development and Tourism Division; the Texas Department of Transportation; the Texas Parks and Wildlife Department; and the Texas Historical Commission to minimize duplication of effort and to ensure that state resources are directed toward tourism activities and programs that yield the highest level of return on investment.

In support of statewide objectives:

- The agency strives for operational transparency and efficiency in all grant making activity.
- TCA works diligently to meet all legal requirements in an effective and efficient manner.
- The use of technology allows the agency to connect with a large audience in a low-cost, yet highly effective manner.
- The agency has structured its grants guidelines and categories to ensure maximum accountability of the state's investment.
- Providing customized guidelines, online technical assistance, grant-writing tips, and electronic grant submission has resulted in significant cost savings to the agency and a higher quality of customer service to constituents.
- In an effort to be more transparent, TCA provides an online search tool for viewing grants issued by the agency, so the public can search grants by organization, city, or Texas region and read a description of the funded activity.

Goal 4: Advancing Leadership in Arts and Culture in the State and Nation

TCA strives to provide information and assistance to arts and cultural industries and organizations, and the public. This includes helping individuals (artists, administrators, and audience members) find opportunities and resources, helping organizations with professional advancement and development (for staff and board members), and helping communities develop their cultural assets. Agency staff is available to answer questions and provide expertise as needed.

- 4.1 TCA utilizes technology to advance the mission** and goals of the agency by enhancing the quality of its services and operations. These services are centralized through the agency's website. The website is used to disseminate information, provide services, and increase the agency's reach throughout Texas and the nation. Many of TCA's services, including the grant application process, are available day or night.
- 4.2 TCA offers professional development opportunities** to help cultivate the arts in Texas. The agency serves as a clearinghouse of arts information and expertise for the public and its constituents. Opportunities are provided through professional references, direct assistance, educational webinars and networking opportunities. Examples of professional development include:
 - 4.2A TCA provides webinars** to educate constituents about new opportunities, evaluation criteria, and grant-writing. This use of technology has allowed TCA to connect with a large audience in a manner that is low-cost, yet highly effective. An average of 12 webinars are provided and then archived on the agency website to be available at any time.
 - 4.2B TCA hosts conferences and smaller gatherings.** The State of the Arts Conference attracts around 500 attendees from across the state. The conference is designed to be a service for people who work in the arts in Texas. TCA surveys the field to see what topics are of most interest, and designs the professional development program around these topics. Other smaller, more specialized gatherings are offered for constituents and the public. These meetings explore limited issues and attract between 20 and 50 attendees. TCA strives to provide tangible concepts that can be put into use easily, along with best practices and emerging trends.
- 4.3 TCA strives to ensure that all Texans have access** to the arts including audiences and artists with disabilities. TCA has a staff member assigned to monitoring and improving the agency's accessibility. This person also serves as a free resource to Texas-based artists and organizations interested in making cultural programs and facilities more accessible to people with disabilities.

- 4.4 TCA offers a free monthly email newsletter** to organizations, individuals and the general public. The newsletter provides information on upcoming deadlines and opportunities.
- 4.5 TCA administers social media platforms** through Facebook and Twitter. These platforms provide TCA and the creative arts industry in Texas with the ability to reach audiences; provide customer service; and raise awareness of programs, initiatives and research.
- 4.6 TCA offers the State of the Arts license plate** for interested Texans, and it has generated funds for TCA grants and promotion of the arts and cultural industries in the state. For every plate sold, the agency retains \$22 dollars for its grants budget.
- 4.7 TCA provides assistance for questions about Public Art** with the authority of Section 444.029 of Texas Government Code, which states that any county, municipality, or other political subdivision of the state undertaking a public construction project estimated to cost more than \$250,000 may specify that a percentage not to exceed one percent of the cost of the construction project shall be used for fine arts projects at or near the site of the construction project. Those organizations may consult with TCA for advice in determining how to conduct the public art or percent-for-art project.
- 4.8 TCA is a member of Mid-America Arts Alliance**, a Regional Arts Organization serving Texas, Oklahoma, Kansas, Nebraska, Missouri, and Arkansas. Regional Arts Organizations encourage arts activities on a regional basis, facilitating resource sharing and leveraging the assets of the member states. TCA pays an annual subscription fee to enable Texas to participate in Mid-America Arts Alliance programs.
- 4.9 TCA maintains partnerships with the Texas Cultural Trust and Texans for the Arts** in order to raise public awareness and private funds in support of arts and art education initiatives. The Texas Cultural Trust provides funding for the Young Masters grants, and the Texas Women for the Arts grants, and they present the Texas Medal of the Arts Awards. Texans for the Arts is a not-for-profit advocacy organization dedicated to supporting the arts in Texas with coordinated information aimed at increasing public funding for the arts in Texas.

In support of statewide objectives:

- The agency strives for operational transparency and efficiency in all grant making activity.
- TCA works diligently to meet all legal requirements in an effective and efficient manner.
- The use of technology allows the agency to connect with a large audience in a low-cost, yet highly effective manner.

- The adoption of more social media technologies will increase constituent interactions and enhance the agency's ability to meet those needs in a more timely, efficient, and cost-effective manner.
- In an effort to be more transparent, TCA provides an online search tool for viewing grants issued by the agency, so the public can search grants by organization, city, or Texas region and read a description of the funded activity.
- In the delivery of all services, TCA works to be effective, efficient, secure, economical, and innovative.

Redundancies and Impediments

<u>Service, Statute, Rule or Regulation</u>	<u>Describe why the Service, Statute, Rule or Regulation is Resulting in Inefficient or Ineffective Agency Operations</u>	<u>Provide Agency Recommendation for Modification or Elimination</u>	<u>Describe the Estimated Cost Savings or Other Benefit Associated with Recommended Change</u>
Texas Gov't Code Sec. 444.032 TEXAS MUSIC PROJECT	From 2003 to 2005, the agency partnered with the Texas Music Project to issue three compact discs under the direction of Sec. 444.032. The music industry experienced a number of radical shifts during this time, rendering the compact disc all but obsolete. Also during this time, the Texas Music Project shifted its organizational focus and no longer acted as a viable partner in this endeavor. Within a couple of years of its inception, this program proved to be inefficient and not relevant to the prevailing trends in the music industry.	Sec. 444.032 describes a program well past its useful life and Texas Commission on the Arts recommends eliminating Sec. 444.032 from Texas Gov't Code.	This program has been effectively dormant for a number of years so it is unlikely that material costs savings would result from the elimination of Sec. 444.032. The requested change is more of the nature of "clean-up" to better reflect the agency's work today.

Schedule A: 2016-2017 Budget Structure

Goal	Objective	Strategy	
A.			Short Name: ARTS AND CULTURAL GRANTS
			Full Name: Provide and Support Arts and Cultural Grants
			Description: To provide grants for the arts and cultural industry in Texas.
	1.		Short Name: ARTS AND CULTURAL GRANTS
			Full Name: Arts and Cultural Grants
			Description: Provide financial, human, and technical resources to ensure viable arts and cultural communities.
			Outcome 1: <i>Percentage of Grant Applications Funded</i>
			Outcome 2: <i>Percentage of Applications from Minority Organizations</i>
			Outcome 3: <i>Percentage of Grant Dollars Provided to Minority Organizations</i>
			Outcome 4: <i>Percent Applications from Rural Counties</i>
			Outcome 5: <i>Percentage of Grant Dollars to Rural Counties</i>
			Outcome 6: <i>Percentage of Grants Funded for Arts Education</i>
			Outcome 7: <i>Percentage of Funded Grantees Monitored Through Site Visits</i>
			Outcome 8: <i>Percentage of Grant Dollars Awarded that Promote Cultural Tourism</i>
			Outcome 9: <i>Number of Artists Compensated for TCA Texas Touring Roster Performances</i>
			Outcome 10: <i>Number of Texas Cities in Which Organizations Received TCA Grants</i>
			Outcome 11: <i>Number Served by Arts Respond Projects in Education</i>
			Outcome 12: <i>Number Served by Arts Respond Projects in Health & Human Services</i>
			Outcome 13: <i>Number Served by Arts Respond Projects in Public Safety & Criminal Justice</i>
		1.	Short Name: ARTS ORGANIZATION GRANTS
			Full Name: Arts Organization Grants
			Description: Distribute grants for production, performance, exhibition, touring, and administration to arts and cultural organizations.
			Output 1: <i>Number of Grant Applications Processed</i>
		2.	Short Name: ARTS EDUCATION GRANTS
			Full Name: Arts Education Grants
			Description: Distribute grants for K-12 arts education programs.
		3.	Short Name: CULTURAL TOURISM GRANTS
			Full Name: Cultural Tourism Grants
			Description: Distribute grants to promote arts and cultural events in Texas to attract tourists.
			Output 1: <i>Number of Grants that Promote Cultural Tourism</i>

Goal	Objective	Strategy		
		4.	Short Name:	DIRECT ADMINISTRATION OF GRANT PGMS
			Full Name:	Direct Administration of Grant Programs
			Description:	Evaluate grant applications and monitor for contract compliance.
B.			Short Name:	INDIRECT ADMINISTRATION
			Full Name:	Indirect Administration
			Description:	Indirect Administration.
	1.		Short Name:	INDIRECT ADMINISTRATION
			Full Name:	Indirect Administration
			Description:	Indirect Administration.
		1.	Short Name:	CENTRAL ADMINISTRATION
			Full Name:	Central Administration
			Description:	Central Administration.
		2.	Short Name:	INFORMATION RESOURCES
			Full Name:	Information Resources
			Description:	Information Resources.

Schedule B: Performance Measure Definitions

Agency:	Texas Commission on the Arts
Goal:	To provide grants for the arts and cultural industry in Texas.
Objective:	Provide financial, human, and technical resources to ensure viable arts and cultural communities.

Outcome Measure 1: Percentage of Grant Applications Funded

Definition

This measure identifies the percentage of grant applications funded out of the total submitted.

Purpose/Importance

The purpose of this measure is to identify the percentage of grant applications funded out of total submitted.

Source/Collection of Data

Agency's grants management database.

Method of Calculation

This measure is calculated by dividing the number of grant applications funded by the total number of grant applications submitted, annually, as reported in the agency's grants management database, multiplied by 100.

Data Limitations

None.

Calculation Type

Noncumulative

New Measure

No

Target Attainment

Higher than target

Outcome Measure 2: Percentage of Applications from Minority Organizations

Definition

This measure identifies the percentage of grant applications from ethnically specific minority organizations out of the total submitted.

Purpose/Importance

The purpose of this measure is to ensure compliance with TCA's equity mandate.

Source/Collection of Data

Agency's grants management database and annual reports from subgranting organizations.

Method of Calculation

This measure is calculated by dividing the number of grant applications from minority organizations by the total number of grant applications submitted for funding, as reported in the agency's grants management database and subgrantees' annual reports, multiplied by 100. "Minority", according to EEOC guidelines, is used to mean four particular groups who share a race, color, or

national origin: American Indian or Alaskan native, Asian or Pacific Islander, Black, and Hispanic.

Data Limitations

Accuracy of grantees' reporting.

Calculation Type	New Measure	Target Attainment
Noncumulative	No	Higher than target

Outcome Measure 3: Percentage of Grant Dollars Provided to Minority Organizations

Definition

This measure represents the percentage of grant dollars awarded to ethnically specific minority organizations.

Purpose/Importance

The purpose of this measure is to ensure compliance with TCA's equity mandate.

Source/Collection of Data

Agency's grants management database and annual reports from subgranting organizations.

Method of Calculation

This measure is calculated by dividing the amount of grant dollars awarded to ethnically specific minority organization applications, as reported in the agency's grants management database and subgrantees' annual reports, by the total amount of grant dollars awarded multiplied by 100. "Minority", according to EEOC guidelines, is used to mean four particular groups who share a race, color, or national origin: American Indian or Alaskan native, Asian or Pacific Islander, Black, and Hispanic.

Data Limitations

Accuracy of grantees' reporting.

Calculation Type	New Measure	Target Attainment
Noncumulative	No	Higher than target

Outcome Measure 4: Percent Applications from Rural Counties

Definition

This measure identifies the percentage of grant applications from rural counties.

Purpose/Importance

The purpose of this measure is to ensure compliance with TCA's equity mandate.

Source/Collection of Data

Agency's grants management database and annual reports from subgranting organizations.

Method of Calculation

This measure is calculated by dividing the number of grant applications, as reported in the agency's grants management database and subgrantees' annual reports, from rural counties by the total number of grant applications multiplied by

100. "Rural" is defined as a county which is outside of that designated by the US Census as being urban, with a population not greater than 49,999.

Data Limitations

Accuracy of population figures in ever-growing counties.

Calculation Type	New Measure	Target Attainment
Noncumulative	No	Higher than target

Outcome Measure 5: Percentage of Grant Dollars to Rural Counties

Definition

This measure identifies the percentage of grant dollars awarded to applications from rural counties.

Purpose/Importance

The purpose of this measure is to ensure compliance with TCA's equity mandate.

Source/Collection of Data

Agency's grants management database and annual reports from subgranting organizations.

Method of Calculation

This measure is calculated by dividing the number of grant dollars awarded to applications, as reported in the agency's grants management database and subgrantees' annual reports, from rural counties by the total number of grant dollars awarded multiplied by 100. "Rural" is defined as a county which is outside of that designated by the US Census as being urban, with a population not greater than 49,999.

Data Limitations

Accuracy of population figures in ever-growing counties.

Calculation Type	New Measure	Target Attainment
Noncumulative	No	Higher than target

Outcome Measure 6: Percentage of Grants Funded for Arts Education

Definition

This measure identifies the percentage of funded applications from all agency grant programs that serve K-12 arts education.

Purpose/Importance

The purpose of this measure is to track grants from all agency grant programs that serve K-12 arts education.

Source/Collection of Data

Agency's grants management database.

Method of Calculation

This measure is calculated by taking the number of funded applications from all agency grant programs that serve K-12 arts education divided by the total number of funded applications from all agency grant programs that serve K-12

arts education, annually, as reported in the agency's grants management database, multiplied by 100.

Data Limitations

None.

Calculation Type

Noncumulative

New Measure

No

Target Attainment

Higher than target

Outcome Measure 7: Percentage of Funded Grantees Monitored Through Site Visits

Definition

This measure indicates the percentage of funded grantees monitored through site visits for compliance with generally accepted accounting principles and contract compliance.

Purpose/Importance

The purpose of this measure is to ensure compliance with TCA's grant contracts and with basic accounting principles.

Source/Collection of Data

Agency's site visit database.

Method of Calculation

This measure is calculated by counting the number of organizations receiving funding that were monitored through site visits divided by the total number of grants awarded in the previous fiscal year, annually, as reported in the agency's site visit database, multiplied by 100. Those grants that were cancelled will not be counted in the number of grants awarded.

Data Limitations

None.

Calculation Type

Noncumulative

New Measure

No

Target Attainment

Higher than target

Outcome Measure 8: Percentage of Grant Dollars Awarded that Promote Cultural Tourism

Definition

This measure represents the percentage of grant dollars awarded that promote cultural tourism, which is defined as travel dedicated toward experiencing the arts, heritage, and character of a place.

Purpose/Importance

The purpose of this measure is to determine the percentage of grants funded to promote cultural tourism.

Source/Collection of Data

Agency's grants management database.

Method of Calculation

This measure is calculated by dividing the number of grant dollars awarded for cultural tourism by the total number of grant dollars awarded, annually, as reported in the agency's grants management database, multiplied by 100.

"Cultural Tourism" is defined as travel dedicated toward experiencing the arts, heritage, and character of a place.

Data Limitations

"Cultural Tourism" is a self-selected attribute of an applicant's request for grant dollars, subject to review by a TCA program administrator.

Calculation Type	New Measure	Target Attainment
Noncumulative	No	Higher than target

Outcome Measure 9: Number of Artists Compensated for TCA Texas Touring Roster Performances

Definition

This measure identifies the number of artists compensated for TCA Texas Touring Roster performances.

Purpose/Importance

The purpose of this measure is to illustrate the impact TCA grants have on funded arts entities, audiences, and communities. This measure shows TCA's direct support of Texas-based artists and many of these performances support the economic development of Texas communities.

Source/Collection of Data

Agency's grants management database. Artists are compensated by arts organizations through grants provided by the agency which cover 20-50% of the artist fee; arts organizations provide the remaining portion to artists with funds not provided by TCA.

Method of Calculation

This measure is calculated by adding the number of artists compensated for TCA Texas Touring Roster performances, annually, as reported in the agency's grants management database. Artist count is non-unique.

Data Limitations

Artist count is non-unique and could include duplicates. Also, the agency relies on the accuracy of grantees' reporting. Performance measures reported in ABEST are calculated from the agency's grants management database, based on the available data set of grantees' final reports, as of the ABEST reporting deadline. It is possible that final performance data could vary slightly from those reported in ABEST, in the event that the agency receives delinquent grantees' final reports and/or changes to grantees' final.

Calculation Type	New Measure	Target Attainment
Noncumulative	No	Higher than target

Outcome Measure 10: Number of Texas Cities in Which Organizations Received TCA Grants

Definition

This measure identifies the number of Texas cities in which organizations received TCA grant funding.

Purpose/Importance

The purpose of this measure is to illustrate the impact TCA grants have on funded arts entities, audiences, and communities. Additionally, this measure illustrates the reach of the agency's funding and that dollars are not awarded solely to large metro areas.

Source/Collection of Data

Agency's grants management database.

Method of Calculation

This measure is calculated by adding the number of Texas cities in which organizations received TCA grant funding, annually, as reported in the agency's grants management database.

Data Limitations

None.

Calculation Type

Noncumulative

New Measure

No

Target Attainment

Higher than target

Outcome Measure 11: Number Served by Arts Respond Projects in Education**Definition**

This measure identifies the number of individuals served by Arts Respond Projects that use art to promote innovations in K-12 education.

Purpose/Importance

The purpose of this measure is to illustrate the agency's commitment to serving the State's priority area of Education. Grants fund projects that use art to promote innovations in K-12 education. Designed for projects that impact K-12 students in a school setting or during the school day in conjunction with school officials. Must be TEKS aligned (public schools).

Source/Collection of Data

Agency's grants management database.

Method of Calculation

This measure is calculated by adding the individuals served by all Arts Respond Projects that use art to promote innovations in K-12 education, annually, as reported in the agency's grants management database. Counts are non-unique.

Data Limitations

"Number Served" is non-unique and could include duplicates. Also, the agency relies on the accuracy of grantees' reporting. Performance measures reported in ABEST are calculated from the agency's grants management database, based on the available data set of grantees' final reports, as of the ABEST reporting deadline. It is possible that final performance data could vary slightly from those reported in ABEST, in the event that the agency receives delinquent grantees' final reports and/or changes to grantees' final reports subsequent to the ABEST reporting deadline. The magnitude of such unlikely discrepancies would be very minor.

Calculation Type

Noncumulative

New Measure

No

Target Attainment

Higher than target

Outcome Measure 12: Number Served by Arts Respond Projects in Health & Human Services

Definition

This measure identifies the number of individuals served by Arts Respond Projects that use art to improve human health or functioning.

Purpose/Importance

The purpose of this measure is to illustrate the agency's commitment to serving the State's priority area of Health & Human Services. Projects use art to improve human health or functioning. Grants provide funding for projects that use art to improve human health or functioning. Designed for projects that focus on health related topics, serve specific populations, or occur in a health care or human service setting (hospital, clinic, senior activity center, women's shelter, homeless shelter, etc.).

Source/Collection of Data

Agency's grants management database.

Method of Calculation

This measure is calculated by adding the individuals served by all Arts Respond Projects that use art to improve human health or functioning, annually, as reported in the agency's grants management database. Based on non-unique counts.

Data Limitations

"Number Served" is non-unique and could include duplicates. Also, the agency relies on the accuracy of grantees' reporting. Performance measures reported in ABEST are calculated from the agency's grants management database, based on the available data set of grantees' final reports, as of the ABEST reporting deadline. It is possible that final performance data could vary slightly from those reported in ABEST, in the event that the agency receives delinquent grantees' final reports and/or changes to grantees' final reports subsequent to the ABEST reporting deadline. The magnitude of such unlikely discrepancies would be very minor.

Calculation Type

Noncumulative

New Measure

No

Target Attainment

Higher than target

Outcome Measure 13: Number Served by Arts Respond Projects in Public Safety & Criminal Justice

Definition

This measure identifies the number of individuals served by Arts Respond Projects that use art to prevent juvenile delinquency and recidivism in youth and adults.

Purpose/Importance

The purpose of this measure is to illustrate the agency's commitment to serving the State's priority area of Public Safety & Criminal Justice. Projects use art to prevent juvenile delinquency and recidivism in youth and adults. Designed for projects that focus on at-risk youth or incarcerated populations (after school program, juvenile detention center, adult prison, alternative learning center).

Source/Collection of Data

Agency's grants management database.

Method of Calculation

This measure is calculated by adding the individuals served by all Arts Respond Projects that use art to prevent juvenile delinquency and recidivism in youth and adults, annually, as reported in the agency's grants management database. Based on non-unique counts.

Data Limitations

"Number Served" is non-unique and could include duplicates. Also, the agency relies on the accuracy of grantees' reporting. Performance measures reported in ABEST are calculated from the agency's grants management database, based on the available data set of grantees' final reports, as of the ABEST reporting deadline. It is possible that final performance data could vary slightly from those reported in ABEST, in the event that the agency receives delinquent grantees' final reports and/or changes to grantees' final reports subsequent to the ABEST reporting deadline. The magnitude of such unlikely discrepancies would be very minor.

Calculation Type

Noncumulative

New Measure

No

Target Attainment

Higher than target

Agency:	Texas Commission on the Arts
Goal:	To provide grants for the arts and cultural industry in Texas.
Objective:	Provide financial, human, and technical resources to ensure viable arts and cultural communities.
Strategy:	Distribute grants for production, performance, exhibition, touring, and administration to arts and cultural organizations.

Output Measure 1: Number of Grant Applications Processed

Definition

This measure indicates the number of grant applications received and processed.

Purpose/Importance

The purpose of this measure is to assess the agency workload in relation to grants application processing.

Source/Collection of Data

Agency's grants management database.

Method of Calculation

This measure is calculated by adding the total number of grant applications received and processed, annually, as reported in the agency's grants management database. The applications are processed and reviewed by agency staff and peer review panels.

Data Limitations

None.

Calculation Type

Cumulative

New Measure

No

Target Attainment

Higher than target

Agency:	Texas Commission on the Arts
Goal:	To provide grants for the arts and cultural industry in Texas.
Objective:	Provide financial, human, and technical resources to ensure viable arts and cultural communities.
Strategy:	Distribute grants to promote arts and cultural events in Texas to attract tourists.

Output Measure 1: Number of Grants that Promote Cultural Tourism

Definition

This measure indicates the number of grants that support cultural tourism which is defined as travel dedicated toward experiencing the arts, heritage, and character of a place.

Purpose/Importance

The purpose of this measure is to ensure promotion of Cultural Tourism within the State of Texas.

Source/Collection of Data

Agency's grants management system and reports from subgranting organizations.

Method of Calculation

This measure is calculated by counting the number of grants dedicated to the development of cultural tourism which is defined as travel dedicated toward experiencing the arts, heritage, and character of a place.

Data Limitations

"Cultural Tourism" is a self-selected attribute of an applicant's request for grant dollars, subject to review by a TCA program administrator.

Calculation Type
Cumulative

New Measure
No

Target Attainment
Higher than target

Schedule C: Historically Underutilized Business Plan

HUB Report Procurement Categories	Fiscal 2014				Fiscal 2015			
	Total Expenditures	Total Spent with HUBs	Unadjusted HUB Goal	% of Dollars Spent w/HUBs	Total Expenditures	Total Spent with HUBs	Unadjusted HUB Goal	% of Dollars Spent w/HUBs
Heavy construction other than building contracts	\$ -	\$ -	11.20%	0.00%	\$ -	\$ -	11.20%	0.00%
Building construction, including general contractors and operative builders contracts	\$ -	\$ -	21.10%	0.00%	\$ -	\$ -	21.10%	0.00%
Special trade construction contracts	\$ -	\$ -	32.70%	0.00%	\$ -	\$ -	32.90%	0.00%
Professional services contracts	\$ -	\$ -	23.60%	0.00%	\$ -	\$ -	23.70%	0.00%
Other services contracts	\$ 58,609	\$ 1,328	24.60%	2.27%	\$ 66,854	\$ 346	26.00%	0.52%
Commodities contracts	\$ 19,532	\$ 4,373	21.00%	22.39%	\$ 24,677	\$ 11,457	21.10%	46.43%

The mission of the Texas Commission on the Arts (TCA) is to advance our state economically and culturally by investing in a creative Texas. Accomplishing this mission requires a very narrow scope of business operations. Essentially, the agency provides grants and administers these grant programs.

Approximately 85-90% of the agency's annual budget is spent on grantsmaking, which does not factor into the calculations for HUB reporting; however, a significant portion of this spending goes to non-profit entities owned and operated by historically underrepresented groups.

Such a narrow scope of business activities eliminates the occasion for procurement in the Heavy Construction, Building Construction, Special Trade Construction, and Professional Services categories.

The majority of the agency's annual spending in the Other Services category is represented by a single IT service augmentation contract with a non-HUB vendor whose long-standing and highly-specialized knowledge of the agency's Grants Management System justifies this ongoing business relationship. The second largest annual expenditure in the Other Services category consists of reimbursements of out-of-pocket travel, lodging, and incidental expenses incurred by evaluators who volunteer their time and expertise reviewing grant applications and making recommendations for Commission approval. The pool of evaluators includes a significant number of women and individuals from other historically underrepresented groups; however, like our grantee organizations, these private citizens are not registered HUBs.

With all of this in mind, the bulk of the agency's true discretionary procurement activities is for consumable supplies (printer toner, copy paper, shipping materials, etc.) that fall into the Commodities category. Pursuant to the Texas Comptroller's Procurement Manual, based upon product availability, the agency selects vendors from which to procure Commodities in the following priority order: through Council on Competitive Government (CCG) contract, through Texas Industries for the Blind and Handicapped (TIBH) contract, through Texas Correctional Industries (TCI) contract, and finally, through TPASS Term/Managed contract. This priority order often limits the agency's discretion when selecting vendors; however, we actively seek to utilize HUBs whenever the priority order allows.

Schedule D: Statewide Capital Planning

NOT APPLICABLE

Schedule E: Health & Human Services Strategic Planning

NOT APPLICABLE

Schedule F: Workforce Plan

I. Agency Overview

Statute

Texas Commission on the Arts was created by the Texas Legislature in 1965 and operates under the statutory authority of the Texas Government Code, Chapter 444. The duties and responsibilities of the agency are as follows:

- To foster the development of a receptive climate for the arts that will culturally enrich and benefit the citizens of Texas in their daily lives;
- To make visits and vacations to the state more appealing to the world;
- To attract, through appropriate programs of publicity and education, additional outstanding artists to become state residents;
- To direct activities such as the sponsorship of lectures and exhibitions and the central compilation and dissemination of information on the progress of the arts in the state;
- To provide advice to the Texas Facilities Commission, the Texas Historical Commission, the Texas State Library, the Texas Governor's Office Economic Development and Tourism Division, the Texas Department of Transportation, and other state agencies to provide a concentrated state effort for encouraging and developing an appreciation for the arts in the state;
- To provide advice relating to the creation, acquisition, construction, erection, or remodeling by the state of a work of art; and
- To provide advice, on request of the governor, relating to the artistic character of buildings constructed, erected, or remodeled by the state.

The commission is composed of nine members appointed by the governor with the advice and consent of the senate. The members must represent a diverse cross-section of the fields of the arts and be widely known for their professional competence and experience in connection with the arts. At least two members must be residents of a county with a population of less than 50,000. Members of the commission serve staggered terms of six years.

Agency Mission

The mission of the Texas Commission on the Arts (TCA) is to advance the state economically and culturally by investing in a creative Texas.

To accomplish this mission, TCA awards grants, promotes the arts, and provides specialized services to the arts and cultural industries

Agency Strategic Goals and Objectives

GOAL 1: Arts and Cultural Grants

To provide grants for the arts and cultural industry in Texas.

Objective: Provide financial, human, and technical resources to ensure viable arts and cultural communities.

GOAL 2: Indirect Administration

Indirect Administration.

Objective: Indirect Administration.

Business Functions

The Commissioners and Executive Director work closely in all matters related to policy, programs, and governmental relations, while staff manages the day-to-day operations of the agency. The core business functions include: Arts Organization Grant Programs, Art Education Grant Programs, Cultural Tourism Grant Programs, and Indirect Administration.

Anticipated Changes to Mission, Strategies, and Goals

The Texas Commission on the Arts does not anticipate any further changes to the Mission, Strategies, and Goals in the next Legislative Session.

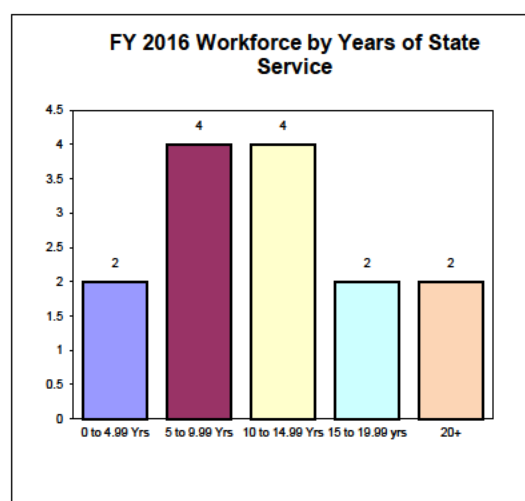
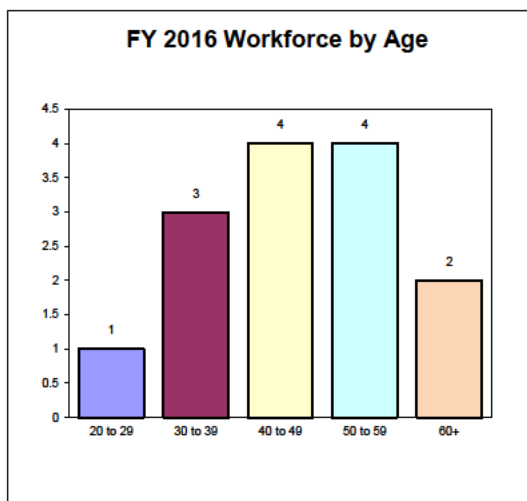
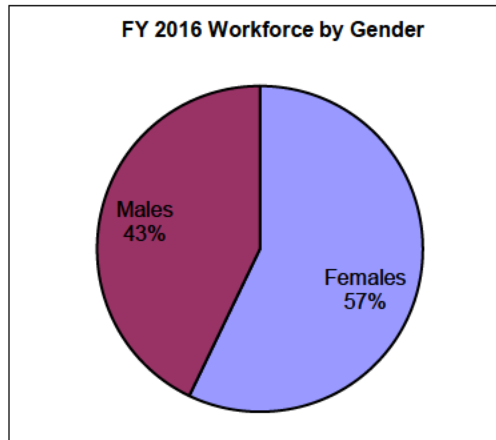
II. Current Workforce Profile

TCA's workforce is critical to the agency's success - current agency staff has the experience, knowledge, and skills necessary to excel in the mission, goals, and objectives of the agency. The agency has fully staffed its fourteen (14) authorized FTEs in the current biennium.

Demographic Information

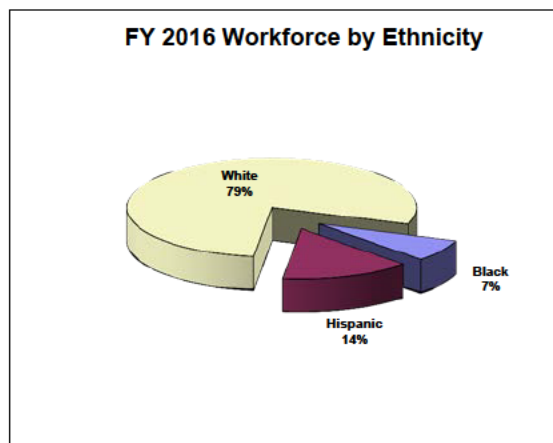
Age and Gender:

The agency's 14 employees include 6 males and 8 females, the majority of whom are over the age of 40. The average employee has been with the agency for approximately 10 years.



Ethnicity:

As of Fiscal Year 2016, 79% of the agency's workforce is white, 14% is Hispanic, and 7% is black, as illustrated in the chart below.



FY 2016 Workforce Composition by EEO Category:

The majority of the agency's workforce is comprised of professional staff, as illustrated in the chart below.

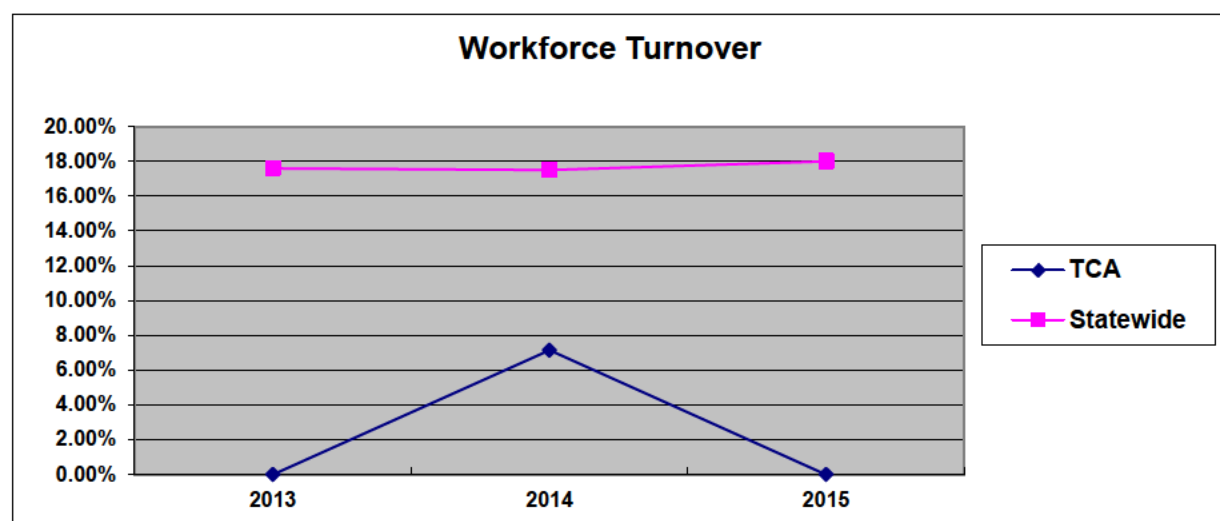
EEO Category	FY 2016	% of Total
Administrative Support	3	21.43%
Officials & Administrators	2	14.29%
Professionals	8	57.14%
Technicians	1	7.14%
Total	14.00	100.00%

Workforce Eligible for Retirement

In roughly three years, more than one-fourth of the agency's employees could leave the workforce under the State of Texas' "Rule of 80", whereby an employee is eligible for retirement with full benefits once such an employee's age plus years of state service equals 80. More considerable still is that this same group represents 75% of the agency's executive leadership. The agency has cross-trained employees sufficiently to be able to thrive as these employees depart the workforce in the coming years.

Agency Turnover

The natural turnover rate for the Texas Commission on the Arts has been well below the turnover rate for the State of Texas in general over the last three years.



Projected Turnover Rate for Five Years

The majority of TCA's workforce is composed of professionals whose background and education is in the arts. No other state agency offers such focused opportunities for these employees to apply their experience, skills, and interests. This has contributed to the agency's very low historical turnover rate; a trend agency management expects to continue in the coming five years. Despite the fact that approximately one quarter of the agency's staff will be eligible to retire in approximately three years, it is likely some or all of these employees will continue to choose to work at the agency. Furthermore, the agency has adequately cross-trained its workforce to be able to thrive in the event that a number of employees cease working for the agency.

Critical Workforce Skills

The agency currently employs professional staff, administrative staff, and technical staff. The skills critical to the agency include:

- Grants management;
- Industry knowledge in the arts and cultural fields;
- Administrative and human resources expertise;
- Information technology administration;
- Customer service;
- Marketing and communications; and
- Fiscal operations and governmental relations.

The agency continually reviews competing demands to ensure there is a reliable, adequate, and knowledgeable workforce in place to optimize its operational efficiency and effectiveness.

III. Future Workforce Profile

Expected Workforce Changes

The agency does not anticipate changes to its mission, goals, and objectives; therefore, no drastic changes to the composition of its workforce are anticipated.

Future Skills Needs

To be able to accomplish the mission, goals and objectives of the agency, it is critical to maintain the following skills:

- Grants management;
- Industry knowledge in the arts and cultural fields;
- Administrative and human resources expertise;
- Information technology administration;

- Customer service;
- Marketing and communications; and
- Fiscal operations and governmental relations.

Anticipated Changes in FTE

The agency anticipates no change in the authorized number of FTE. The agency will manage workload increases by streamlining processes and allocating resources as necessary.

IV. Gap Analysis

The Texas Commission on the Arts has sufficient experienced and knowledgeable staff to accomplish the agency's mission, goals, and objectives. Any legislative changes to the current programs of the agency would require a re-examination of the agency's workforce to identify gaps in knowledge, experience, and resources.

Anticipated Shortage/Surplus in Staffing Levels

The agency does not anticipate a shortage in staffing levels. This agency is unique in that prior State of Texas experience is not required for the majority of the positions. The agency can hire from both the private and public sector to meet its human resources demands.

Anticipated Shortage/Surplus of Skills

The foremost skills required of the agency's staff are passion for and knowledge of the arts. The prominence of so many colleges and universities in central Texas and the surrounding areas ensures a robust labor supply with arts, technical, and/or business backgrounds; therefore, the agency does not anticipate any shortage in skills. However, aforementioned issues related to an aging workforce in key positions could challenge the agency to bridge gaps in institutional knowledge and experience.

V. Strategy Development

In the *Survey of Employee Engagement*, the agency's lower scored constructs include: pay, employee development, and job satisfaction. The agency strives to improve these constructs, but often struggles with a shortage of resources to address these concerns.

Retention Programs

As a small agency, TCA offers few opportunities for internal advancement and promotion. However, where feasible, the agency will continue to use authorized

compensation and retention tools such as: merit raises, promotions, performance rewards, and retention bonuses to help retain employees.

The agency continually seeks opportunities to train and cross-train current employees in order to provide a challenging work environment and to bridge knowledge gaps. Additionally, the agency utilizes technology, wherever possible, to streamline processes and reduce the manual workload on current staff.

Recruitment Plans

As a small, fully-staffed agency, TCA does not continuously recruit prospective employees. As a business process, the agency only recruits prospective employees as vacancies materialize. The agency's recruiting efforts are largely handled electronically, in accordance with state law, through the Texas Workforce Commission's www.WorkinTexas.com site. Additionally, the agency posts vacancies on its internet homepage and engages in word-of-mouth networking with constituents at arts organizations and other institutions in the field.

VI. Conclusion

The agency has sufficient staff with the experience, knowledge, and skills required to accomplish its mission, goals, and objectives, but will assess its workforce composition on a periodic basis and make adjustments as needed.

Schedule G: Report on Customer Service

From April 12 to May 17, 2016, TCA solicited participation from constituents in order to assess the quality of the agency's customer service. The survey was sent directly to 5231 account holders.

Our account holders are comprised of:

K-12 Schools	31%
Arts Nonprofit Organizations	22%
Individuals (Artists)	19%
Other Nonprofits*	13%
Businesses & Companies	07%
Governmental Entities	05%
Colleges and Universities	03%
<hr/>	
	100%

* Other Nonprofits include PTA/PTOs, libraries, parks, churches, and organizations focused on economic development, health, heritage, historical preservation, and social services.

Additionally, the survey was posted on the agency website during that same timeframe where anyone could participate. The survey was also included in the agency's monthly newsletter. The survey had 494 participants, which is almost 10%.

In analyzing the results of the customer survey, the agency is pleased to have achieved an overall customer satisfactory rating of nearly 90%. It is also clear from the survey that the agency should focus on improving its website organization, which only received a 78% satisfactory rating based on the respondents who reported using it. The agency was able to reinstate the position of Communications Director two years ago, and we are confident with her expertise we will improve website organization and improve our future ratings in this area.

Constant Contact Survey Results





Survey Name: TCA Survey 2016

Response Status: Partial & Completed




Filter: None

5/17/2016 3:48 PM CDT

How many times have you had contact (including submission of grant applications) with TCA staff in the past 12 months?

Answer	0%	100%	Number of Response(s)	Response Ratio
Once			59	11.9 %
Two to five			231	46.7 %
Six or more			138	27.9 %
None			66	13.3 %
No Response(s)			0	0.0 %
Totals			494	100%

Indicate how long you have interacted with this agency.

Answer	0%	100%	Number of Response(s)	Response Ratio
One year or less			79	15.9 %
Two to five years			172	34.8 %
Six or more years			241	48.7 %
No Response(s)			2	<1 %
Totals			494	100%

The primary reasons for your contact with us. {pick up to 3}

The primary reasons for your contact with us: (pick up to 3)				
Answer	0%	100%	Number of Response(s)	Response Ratio
General information	<div><div></div></div>		140	28.5 %
Grant information	<div><div></div></div>		402	81.8 %
Information about the arts	<div><div></div></div>		79	16.0 %
Professional development webinars	<div><div></div></div>		113	23.0 %
Problem resolution	<div><div></div></div>		97	19.7 %
Referral, advice, technical	<div><div></div></div>		97	19.7 %
Other	<div><div></div></div>		47	9.5 %
Totals			491	100%

My overall experience was positive.

Answer	0%	100%	Number of Response(s)	Response Ratio
Strongly Agree	<div><div></div></div>		328	66.3 %
Agree	<div><div></div></div>		112	22.6 %
Neutral	<div><div></div></div>		19	3.8 %
Disagree	<div><div></div></div>		7	1.4 %
Strongly Disagree	<div><div></div></div>		6	1.2 %
Not Applicable	<div><div></div></div>		17	3.4 %
No Response(s)	<div><div></div></div>		5	1.0 %
Totals			494	100%

Staff was courteous and friendly.

Answer	0%	100%	Number of Response(s)	Response Ratio
Strongly Agree	<div><div></div></div>		346	70.0 %
Agree	<div><div></div></div>		92	18.6 %
Neutral	<div><div></div></div>		16	3.2 %
Disagree	<div><div></div></div>		2	<1 %
Strongly Disagree	<div><div></div></div>		1	<1 %
Not Applicable (I did not interact with staff)	<div><div></div></div>		31	6.2 %
No Response(s)	<div><div></div></div>		6	1.2 %
Totals			494	100%

Staff was knowledgeable and helpful.

Answer	0%	100%	Number of Response(s)	Response Ratio
Strongly Agree	<div><div></div></div>		339	68.6 %
Agree	<div><div></div></div>		99	20.0 %
Neutral	<div><div></div></div>		15	3.0 %
Disagree	<div><div></div></div>		4	<1 %
Strongly Disagree	<div><div></div></div>		1	<1 %
Not Applicable (I did not interact with staff)	<div><div></div></div>		29	5.8 %
No Response(s)	<div><div></div></div>		7	1.4 %
Totals			494	100%

I received a prompt response.

Answer	0%	100%	Number of Response(s)	Response Ratio
Strongly Agree	<div><div></div></div>		306	61.9 %
Agree	<div><div></div></div>		121	24.4 %
Neutral	<div><div></div></div>		22	4.4 %
Disagree	<div><div></div></div>		7	1.4 %
Strongly Disagree	<div><div></div></div>		1	<1 %
Not Applicable (I did not interact with staff)	<div><div></div></div>		31	6.2 %
No Response(s)	<div><div></div></div>		6	1.2 %
Totals			494	100%

I received the information I requested.





Received the information requested:

Answer	0%	100%	Number of Response(s)	Response Ratio
Strongly Agree	<div><div></div></div>		316	63.9 %
Agree	<div><div></div></div>		122	24.6 %
Neutral	<div><div></div></div>		11	2.2 %
Disagree	<div><div></div></div>		11	2.2 %
Strongly Disagree	<div><div></div></div>		2	<1 %
Not Applicable (I did not interact with staff)	<div><div></div></div>		27	5.4 %
No Response(s)			5	1.0 %
Totals			494	100%






Written materials are clear and accurate.

Answer	0%	100%	Number of Response(s)	Response Ratio
Strongly Agree	<div><div></div></div>		209	42.3 %
Agree	<div><div></div></div>		172	34.8 %
Neutral	<div><div></div></div>		41	8.2 %
Disagree	<div><div></div></div>		14	2.8 %
Strongly Disagree			2	<1 %
Not Applicable (I did not receive written materials)	<div><div></div></div>		50	10.1 %
No Response(s)			6	1.2 %
Totals			494	100%






Email communications are useful and timely.

Answer	0%	100%	Number of Response(s)	Response Ratio
Strongly Agree			271	54.8 %
Agree			150	30.3 %
Neutral			26	5.2 %
Disagree			7	1.4 %
Strongly Disagree			3	<1 %
Not Applicable (I did not receive email communications)			30	6.0 %
No Response(s)			7	1.4 %
Totals			494	100%






The website was easy to use and well organized.

Answer	0%	100%	Number of Response(s)	Response Ratio
Strongly Agree			164	33.1 %
Agree			203	41.0 %
Neutral			67	13.5 %
Disagree			38	7.6 %
Strongly Disagree			1	<1 %
Not Applicable (I did not use the TCA website)			18	3.6 %
No Response(s)			3	<1 %
Totals			494	100%





TCA communications contained accurate and useful information.

Answer	0%	100%	Number of Response(s)	Response Ratio
Strongly Agree			229	46.3 %
Agree			193	39.0 %
Neutral			30	6.0 %
Disagree			6	1.2 %
Strongly Disagree			1	<1 %
Not Applicable (I did not receive TCA communications)			24	4.8 %
No Response(s)			11	2.2 %
Totals			494	100%






I know how to make a complaint about services at this agency.

Answer	0%	100%	Number of Response(s)	Response Ratio
Strongly Agree			63	12.7 %
Agree			93	18.8 %
Neutral			43	8.7 %
Disagree			38	7.6 %
Strongly Disagree			7	1.4 %
Not Applicable (I have not needed to make a complaint about TCA)			244	49.3 %
No Response(s)			6	1.2 %
Totals			494	100%





If I complained, I believe it would be addressed in a reasonable manner.

Answer	0%	100%	Number of Response(s)	Response Ratio
Strongly Agree			155	31.3 %
Agree			146	29.5 %
Neutral			30	6.0 %
Disagree			6	1.2 %
Strongly Disagree			2	<1 %
Not Applicable (I don't know the answer to this question)			147	29.7 %
No Response(s)			8	1.6 %
Totals			494	100%

The location of services was convenient (parking, public transportation, distance, etc.).

Answer	0%	100%	Number of Response(s)	Response Ratio
Strongly Agree			34	6.8 %
Agree			55	11.1 %
Neutral			47	9.5 %
Disagree			10	2.0 %
Strongly Disagree			5	1.0 %
Not Applicable (I have not visited the agency in person)			334	67.6 %
No Response(s)			9	1.8 %
Totals			494	100%

The agency is open during reasonable hours.

Answer	0%	100%	Number of Response(s)	Response Ratio
Strongly Agree			101	20.4 %
Agree			107	21.6 %
Neutral			18	3.6 %
Disagree			2	<1 %
Strongly Disagree			0	0.0 %
Not Applicable (I have not visited the agency in person)			259	52.4 %
No Response(s)			7	1.4 %
Totals			494	100%

TextBlock:

TCA Professional Development Webinars:

TCA offers free online professional development webinars on a variety of topics every other month.

Are you interested in attending one or more of these webinars?

Answer	0%	100%	Number of Response(s)	Response Ratio
Yes	<div><div></div></div>		218	44.1 %
Maybe	<div><div></div></div>		192	38.8 %
No	<div><div></div></div>		29	5.8 %
No Opinion	<div><div></div></div>		48	9.7 %
No Response(s)	<div><div></div></div>		7	1.4 %
Totals			494	100%

Which topics would you most like to see offered for future webinars? {pick up to 6}

Answer	0%100%	Number of Response(s)	Response Ratio
Art and authenticity		92	20.4 %
Becoming accessible to people with disabilities		63	14.0 %
Board assessment and recruitment		140	31.1 %
Budget forecasting		96	21.3 %
Building new audiences		224	49.7 %
Creative economy		116	25.7 %
Economic development and tourism		123	27.3 %
Fundraising		220	48.8 %
Grant writing		244	54.2 %
Leadership transitions		90	20.0 %
Marketing		175	38.8 %
Mediation training		18	4.0 %
Mentoring		44	9.7 %
Merging organizations		25	5.5 %
Multi-generational workforce		30	6.6 %
New business models for nonprofits		130	28.8 %
New models in arts education		147	32.6 %
Partnering with businesses		163	36.2 %
Placemaking (creating vibrant community spaces)		101	22.4 %
Social Media		152	33.7 %
Totals		450	100%

Schedule H: Assessment of Advisory Committees

NOT APPLICABLE



.....

Post Office Box 13406
Austin Texas 78711
Tel: 512/463-5535

.....

www.arts.texas.gov

.....